



EXPRESSION

Flat Bed Printing Machine

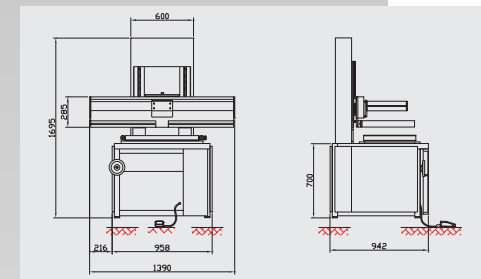
Semi-Automatic Flat Screen-Printing Machine
With combination of perfect print quality, registration,
easy constancy set up and operating comfort

- Squeegee and flood bar speed separately adjustable 0.2 to 800 mm/sec.
- Micrometric adjustment on vacuum table on X, Y and Z
- Tool free stroke printing adjustment
- Counter for printing cycle

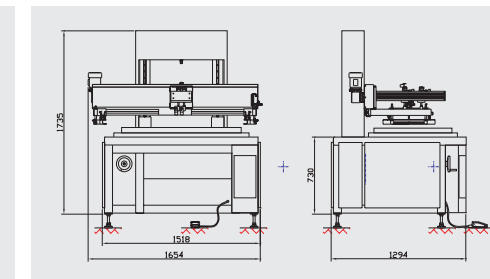


TECHNICAL DATA

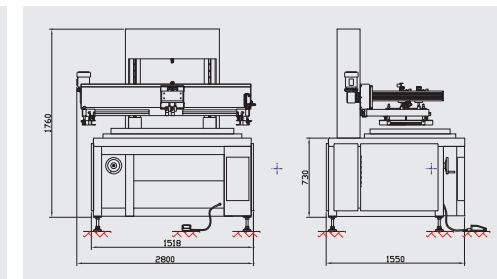
DESCRIPTION	EXPRESSION 600	EXPRESSION 900	EXPRESSION 1800
OUTPUT (according to the size and printing)	750 cycles/h	600 cycles/h	270 cycles/h
MINIMUM FRAME DIMENSIONS (mm)	200 x 650	200 x 900	200 x 900
MAXIMUM FRAME DIMENSIONS (mm)	610 x 1200	880 x 1320	1100 x 2440
MAXIMUM PRINT AREA (mm)	400 x 600	700 x 900	960 x 1800
MAXIMUM OBJECT THICKNESS (mm)	10	30	30
PROGRESSIVE SCREEN LIFTING (mm)	0 - 20	0 - 20	0 - 20
DIMENSIONS (mm) : Length x Width x Height	1400 x 950 x 1800	1700 x 1300 x 1900	2750 x 1600 x 1900
WEIGHT (kg)	370	700	1200
POWER CONSUMPTION	1 kW	1 kW	1.5 kW



EXPRESSION 600



EXPRESSION 900



EXPRESSION 1800

The above specifications are only approximate and are not constructural.
Specifications may change without notice.

